

Employer Portal Release Notes

Release February 2025

Table Of Contents

1	Overview	3
1.1	Employer Portal Indicative Release Dates	3
2	User Impact	4
2.1	The New Reporting Solution (Early Adopters Group)	4
3	Enhancements	5
4	Validation And Rule Changes	6
5	Defects Fixed	7

1 Overview

Key Feature Deliveries

- For the early adopters group, the new reporting allows users to create custom reports

The SuperChoice Employer Portal will not be available as follows:

UAT:

Tuesday 21 January, 2025 12pm – 3:00pm (AEDT)

Production:

Tuesday 4 February, 2025 8:00pm – 11:00pm (AEDT)

1.1 Employer Portal Indicative Release Dates

Note that these release dates are subject to change



UK deployments are 2 days later than Australian deployments

Release	UAT	Production
March	Tuesday 18-Feb	Tuesday 4-Mar
April	Tuesday 18-Mar	Tuesday 1-Apr
May	Tuesday 22-Apr	Tuesday 6-May
June	Tuesday 20-May	Tuesday 3-Jun
July	Tuesday 24-Jun	Tuesday 8-Jul
August	Tuesday 22-Jul	Tuesday 5-Aug
September	Tuesday 19-Aug	Tuesday 2-Sep
October	Tuesday 23-Sep	Tuesday 7-Oct
November	Tuesday 21-Oct	Tuesday 4-Nov
December	Tuesday 18-Nov	Tuesday 2-Dec

2 User Impact



Decommissioning
The old reporting solution (EDX) will be switched off for UK and PNG clients



"Employee services enabled" is now unchecked by default when creating a new employer

Employer details Contact Address Payment details Single touch payroll Manage funds File type and template Schedule pay periods Users and user groups

Employer details
Please fill in the employer details. All fields in this section are required.

Employer name	Australian business number (ABN)
Withholder payer number (WPN)	Location
Employer arrangement	Status
<input checked="" type="checkbox"/> Contributions enabled	<input checked="" type="checkbox"/> Single touch payroll enabled
<input type="checkbox"/> Employee services enabled	<input checked="" type="checkbox"/> Split multi-employer batch

Save Cancel Next

2.1 The new reporting solution (early adopters group)

Reporting is now device responsive so it will work on smaller devices (e.g. phones and tablets).

Users can now create their own reports that appear in "My Reports" section by selecting 'Save as new report'. Details that can be saved include report period, employers, selected columns, column ordering, sorting, grouping and fixed columns. Users can create up to 10 custom reports.

FILTER REPORT

Pay period start date Submission date

09-12-2024 to 07-01-2025

Employer
Select Employer

Search Save as new report

Users can change the report filter by clicking "Update report"

My Reports

- Group 1 (weekly)
- Group 2 (monthly)
- Contributions
- Members

FILTER REPORT

Pay period start date Submission date

01-01-2025 to 07-01-2025


Employer
Select Employer

Search Update report

3 Enhancements



The worker category and minimum legislative contribution calculations now cater for thresholds and employer/employee percentages changing from year to year. The calculation takes into account contributions that span tax years. All legislative emails automatically pick up the correct threshold values based on the financial year. The detail is complex and can be supplied if required.

EPRT-20935	As a user I want to create my own reports
Description	In reporting, a new button has been added next to Search called "Save as new report". When clicking this a user can create a new report and this report will be available in a new "My reports" section (at the top of the filter section). Users can also update these custom reports.
Reason	This allows users to create and update their own custom reports
Applies To	<input checked="" type="checkbox"/> Contributions <input checked="" type="checkbox"/> Members <input type="checkbox"/> STP <input type="checkbox"/> Gateway
Assumptions	<ul style="list-style-type: none"> • The "My reports" section is not shown until a report is created. • Any new report is added to "My reports" by default • Both the filter selections and report preferences are stored against this new report. • This new report will only be available to the user that created it • If a user changes the filter of another report then this does not override the custom report filter • Any changes to the reporting preferences are saved against the new report. • When the user lands on the main screen, the default report is shown • Report name is mandatory (save button is disabled if not supplied)- report description is optional • Existing "My reports" can be updated by clicking an "Update report" button. • Users can create up to 10 custom reports
Out of scope	<ul style="list-style-type: none"> • Deleting custom reports • Changing the custom reports' name • Setting custom reports as default
Impact	There is a new button  shown

4 Validation And Rule Changes





1. Andorra (AD) has been removed as a valid country since it was causing downstream problems.
2. Account name validation for SMSFS are allowed to have both ":" & "+".



- The Held Total wasn't being rounded for members migrated using the held migration file.
- **#298279** - Now shows a validation error for a missing payroll period start and end date to avoid a submission rule failure.
- **#294702** - Category is automatically cleared if the member is in postponement.
- **PS specific**
 - **#296412** - Convert a country code of "GB" to "UK" when creating the new entrant and amendment files in the SFTP folder.
 - #300953 - Render the amendment date with the alteration date as DD/MM/YYYY. If no value, then use the current date as the alteration date in DD/MM/YYYY format.
 - #301125 - System uses a 12 hour time instead of a 24 hour time in the filename.

5 Defects Fixed

Various	<input type="checkbox"/> Employee <input checked="" type="checkbox"/> Contribution <input checked="" type="checkbox"/> Member <input type="checkbox"/> STP <input type="checkbox"/> Gateway	Rollback bug fixes	<ol style="list-style-type: none"> 1. Rollback now rolls back the audit point at the currently selected row. This allows roll back to the first change for a member. 2. When rolling back a value prior to it being set (e.g. member status), the value wasn't being blanked out. 3. Rollback is now only disabled if the user has unsubmitted files (rather than looking at whether the member has unsubmitted data). This fixes some reported issues <ol style="list-style-type: none"> a. If changes have been made from employee portal, rollback is disabled. b. Approving opt outs, etc means roll back was disabled c. Unable to rollback the member after making them inactive 4. Rolling back files now rollback the equivalent details on the employee/member portal 5. Category was getting set at the incorrect audit point so category rollback wasn't working
 EPRT-21061	<input type="checkbox"/> Employee <input checked="" type="checkbox"/> Contribution <input checked="" type="checkbox"/> Member <input type="checkbox"/> STP <input type="checkbox"/> Gateway	Fund employer number (FEN) was not being populated in reporting	The fund employer number is now populated as a selectable column in reporting
 EPRT-20974	<input checked="" type="checkbox"/> Employee <input type="checkbox"/> Contribution <input type="checkbox"/> Member <input type="checkbox"/> STP <input type="checkbox"/> Gateway	When onboarding with an employer with two default funds, button should not be clickable	<p>Scenario:</p> <ol style="list-style-type: none"> 1. Add a new member to an employer which has two default funds. 2. Register the new employee until you get to the Super Selection page. 3. Click on the first default fund, then select the 2nd default fund. 4. View the issue. <p>Expected: Button should not be clickable until the PDS checkbox is ticked.</p> <p>Actual: Button is clickable without clicking PDS confirm checkbox.</p>